







## CASSETTE

Design Consultants provides custom cassettes designed for automatic test equipment. These cassettes are designed for automatic or manual load/unload with true Kelvin (4-wire) contacts for high measurement accuracy.

- Designed for rugged, reliable production line use.
- High speed automatic or manual loading.
- Versatile - configurations for a wide variety of wire or pin lead initiators.
- Precision, reproducible electrical test results using precious metal Kelvin (4-wire) contacts.
- Individual cassette identification system reads cassettes 'on the fly'.
- Automatic part position and total part count detection built in.
- Direct PLC data interface with high speed optical reader available.
- Electrical test, x-ray imaging and ink-jet marking on the same cassette.
- Compatible with standard conveyor systems.



Pin Lead direct probe



Wire Lead contacts